



# HIMOINSA



MODEL  
**HYW-200 T5**  
 INDUSTRIAL RANGE  
 Standard soundproofing  
 Powered by YANMAR

- E10
- WATER-COOLED
- THREE PHASE
- 50 HZ
- DIESEL

## Generating Rates



SERVICE		PRP	ESP
Power	kVA	200	220
Power	kW	160	176
Rated Speed	r.p.m.	1.500	
Standard Voltage	V	400/230	
Available Voltages	V	230/132 - 230 V (t)	
Rated at power factor	Cos Phi	0,8	

01

**HIMOINSA Company with quality certification ISO 9001**

**HIMOINSA gensets are compliant with EC mark which includes the following directives:**

- 2006/42/CE Machinery safety.
- 2014/30/UE Electromagnetic compatibility.
- 2014/35/UE electrical equipment designed for use within certain voltage limits
- 2000/14/EC Sound Power level. Noise emissions outdoor equipment. (amended by 2005/88/EC)
- EN 12100, EN 13857, EN 60204

Ambient conditions of reference according to ISO 8528-1:2018 normative: 1000 mbar, 25°C, 30% relative humidity.

**Prime Power (PRP):**

According to ISO 8528-1:2018, Prime power is the maximum power which a generating set is capable of delivering continuously whilst supplying a variable electrical load when operated for an unlimited number of hours per year under the agreed operating conditions with the maintenance intervals and procedures being carried out as prescribed by the manufacturer. The permissible average power output (Ppp) over 24 h of operation shall not exceed 70 % of the PRP.

**Emergency Standby Power (ESP):**

According to ISO 8528-1:2018, Emergency standby power is the maximum power available during a variable electrical power sequence, under the stated operating conditions, for which a generating set is capable of delivering in the event of a utility power outage or under test conditions for up to 200 h of operation per year with the maintenance intervals and procedures being carried out as prescribed by the manufacturers. The permissible average power output over 24 h of operation shall not exceed 70 % of the ESP

G2 class load acceptance in accordance with ISO 8528-5:2013

**HIMOINSA HEADQUARTERS:**

Fábrica: Ctra. Murcia - San Javier, Km. 23,6 | 30730 SAN JAVIER (Murcia) Spain

Tel.+34 968 19 11 28 Fax +34 968 19 12 17 Fax +34 968 19 04 20 | info@himoinsa.com | www.himoinsa.com

**Manufacture facilities:**

SPAIN • FRANCE

**Subsidiaries:**

PORTUGAL | POLAND | GERMANY | UK | SINGAPORE | UAE | PANAMA | DOMINICAN REPUBLIC | ARGENTINA | ANGOLA | SOUTH AFRICA





## Engine Specifications 1.500 r.p.m.

ENGINE		PRP	ESP
Rated Output	kW	176,5	194
Manufacturer		YANMAR	
Model		6F104TM7.GL	
Engine Type		4-stroke diesel	
Injection Type		Direct	
Aspiration Type		Turbocharged and after-cooled	
Number of cylinders and arrangement		6 (vertical in line)	
Bore and Stroke	mm	110 x 135	
Displacement	L	8.5	
Cooling System		Liquid (water + 50% glycol)	
Lube Oil Specifications		ACEA E3 - E5	
Compression Ratio		17:1	
Fuel Consumption ESP	l/h	49	
Fuel Consumption 100% PRP	l/h	42,1	
Fuel Consumption 80 % PRP	l/h	37,3	
Fuel Consumption 50 % PRP	l/h	24	
Lube oil consumption with full load		0,5 % of fuel consumption	
Total oil capacity including tubes, filters	L	25	
Total coolant capacity	L	25,5	
Heat dissipated by coolant	kW	100	
Governor	Type	Electronic	
Air Filter	Type	Dry	
Inner diameter exhaust pipe	mm	70,3	

## Generator

Alternator		
Manufacturer		STAMFORD
Model		UCI274H
Poles	No.	4
Connection type (standard)		Star-series
Mounting type		S-3 11"1/2
Insulation	Class	H class
Enclosure (according IEC-34-5)		IP23
Exciter system		Self-excited, brushless
Voltage regulator		A.V.R. (Electronic)
Bracket type		Single bearing
Coupling system		Flexible disc
Coating type		Standard (Vacuum impregnation)



## Application Data

Exhaust System		
Maximum exhaust temperature	°C	600
Maximum allowed back pressure	kPa	5
Exhaust Flange Size (external diameter)	mm	120
Heat dissipated by exhaust pipe	KCal/Kwh	598


Necessary Amount Of Air		
Intake air flow	m <sup>3</sup> /h	586
Cooling Air Flow	m <sup>3</sup> /s	3,8
Alternator fan air flow	m <sup>3</sup> /s	0,514

Starting System		
Starting power	kW	3
Starting power	CV	4,08
Auxiliary Voltage	Vdc	12

Fuel System		
Fuel Oil Specifications		Diesel
Fuel Tank	L	450
Other fuel tank capacities	L	600, 1.100




## Dimensions



E10 Weight and Dimensions		
(L) Length	mm	3.300
(H) Height	mm	1.956
(W) Width	mm	1.200
Maximum shipping volume	m <sup>3</sup>	7,75
(*) Weight with liquids in radiator and sump	kg	2.320
Fuel tank capacity	L	450
Autonomy	Hours	12
Sound pressure level (*) (with standard accessories)	dB(A)@3m	72 ± 2,4

STANDARD VERSION (Plastic tank)





## Dimensions of Other Available Versions

<i>Weight and Dimensions</i>		
(L) Length	mm	3.300
(H) Height	mm	1.956
(W) Width	mm	1.200
Maximum shipping volume	m <sup>3</sup>	7,75
(*) Weight with liquids in radiator and sump	kg	2.410
Fuel tank capacity	L	600
Autonomy	Hours	16
Sound pressure level	dB(A)@3m	72 ± 2,4
<i>(*) (with standard accessories)</i>		

HIGH CAPACITY VERSION (Steel tank)

<i>Weight and Dimensions</i>		
(L) Length	mm	3.300
(H) Height	mm	2.179
(W) Width	mm	1.200
Maximum shipping volume	m <sup>3</sup>	8,63
(*) Weight with liquids in radiator and sump	kg	2.570
Fuel tank capacity	L	1.100,0
Autonomy	Hours	29
Sound pressure level	dB(A)@3m	72 ± 2,4
<i>(*) (with standard accessories)</i>		

HIGH CAPACITY VERSION (Steel tank)



## CONTROL PANEL MODEL

### M5

Digital manual Auto-Start control panel and thermal magnetic protection (depending on current and voltage) and differential with CEM7. Digital control unit CEM7



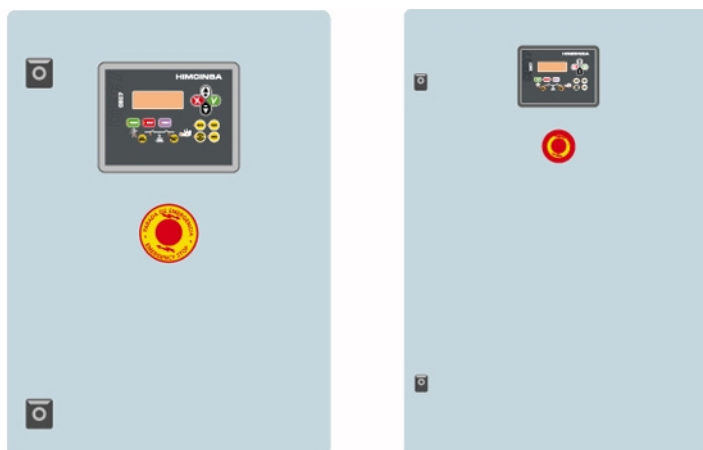
### AS5

Automatic panel WITHOUT transfer switch and WITHOUT mains control with CEM7 unit. (\*) AS5 as optional with CEA7 unit. Automatic panel without transfer switch and WITH mains control.



### CC2

Himoinsa Switching cabinet WITH display. Digital control unit CEC7

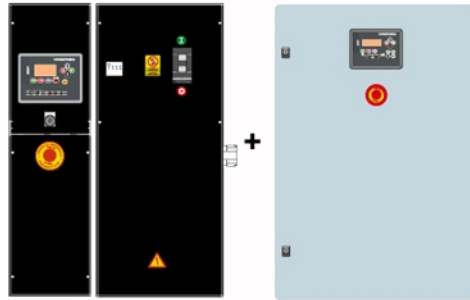




## CONTROL PANEL MODEL

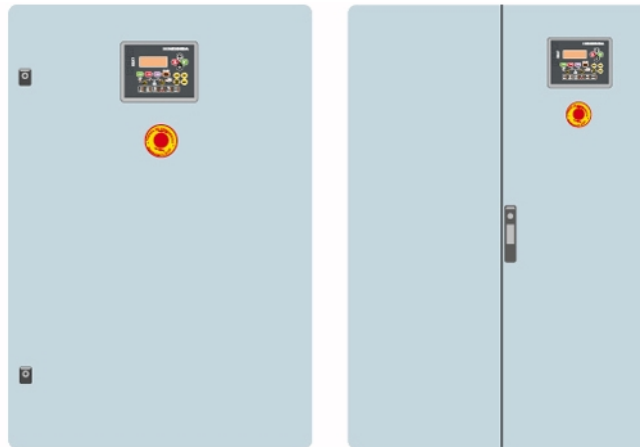
### AS5 + CC2

Automatic panel WITH transfer switch and with mains control. The display will be on the genset and on the cabinet. Digital control unit CEM7+CEC7



### AC5

Automatic mains failure control panel. Wall-mounted cabinet WITH transfer switch and thermal magnetic protection (depending on current and voltage). Digital control unit CEA7



MODEL  
**HYW-200 T5**  
INDUSTRIAL RANGE  
Standard soundproofing  
Powered by YANMAR



## Controller features (I)

- : Standard
- x : Not included
- : Optional

Generator Readings	CEM 7	CEA 7	CEC 7	CEM7 + CEC7
Voltage between phases	•	•	•	•
Voltage between neutral and phase	•	•	•	•
Current intensities	•	•	•	•
Frequency	•	•	•	•
Apparent power (Kva)	•	•	•	•
Active power (Kw)	•	•	•	•
Reactive power (kVAr)	•	•	•	•
Power factor	•	•	•	•
Mains Readings	CEM 7	CEA 7	CEC 7	CEM7 + CEC7
Voltage between phases	x	•	•	•
Voltage between phases and neutral	x	•	•	•
Current intensities	x	•	•	•
Frequency	x	•	•	•
Apparent power	x	•	x	x
Active power	x	•	x	x
Reactive power	x	•	x	x
Power factor	x	•	x	x
Engine Readings	CEM 7	CEA 7	CEC 7	CEM7 + CEC7
Coolant temperature	•	•	x	•
Oil pressure	•	•	x	•
Fuel level (%)	•	•	x	•
Battery voltage	•	•	x	•
R.P.M.	•	•	x	•
Battery charge alternator voltage	•	•	x	•
Engine Protections	CEM 7	CEA 7	CEC 7	CEM7 + CEC7
High water temperature	•	•	x	•
High water temperature by sensor	•	•	x	•
Low water temperature by sensor	•	•	x	•
Low oil pressure	•	•	x	•
Low oil pressure by sensor	•	•	x	•
Low water level	•	•	x	•
Unexpected shutdown	•	•	x	•





## Controller features (II)

- : Standard
- x : Not included
- : Optional

Engine Protections	CEM 7	CEA 7	CEC 7	CEM7 + CEC7
Fuel storage	•	•	x	•
Fuel storage by sensor	•	•	x	•
Stop failure	•	•	x	•
Battery voltage failure	•	•	x	•
Battery charge alternator failure	•	•	x	•
Overspeed	•	•	x	•
Underspeed	•	•	x	•
Start failure	•	•	x	•
Emergency stop	•	•	•	•
Alternator Protections	CEM 7	CEA 7	CEC 7	CEM7 + CEC7
High frequency	•	•	•	•
Low frequency	•	•	•	•
High voltage	•	•	•	•
Low voltage	•	•	•	•
Short-circuit	•	•	x	•
Asymmetry between phases	•	•	•	•
Incorrect phase sequence	•	•	•	•
Inverse power	•	•	x	•
Overload	•	•	x	•
Genset signal drop	•	•	•	•
Counters	CEM 7	CEA 7	CEC 7	CEM7 + CEC7
Total hour counter	•	•	•	•
Partial hour counter	•	•	•	•
Kilowatt meter	•	•	•	•
Starts valid counters	•	•	•	•
Starts failure counters	•	•	•	•
Maintenance	•	•	•	•
Communications	CEM 7	CEA 7	CEC 7	CEM7 + CEC7
RS232	•	•	•	•
RS485	•	•	•	•
Modbus IP	•	•	•	•
Modbus	•	•	•	•



## Controller features (III)

- : Standard
- x : Not included
- : Optional

Communications	CEM 7	CEA 7	CEC 7	CEM7 + CEC7
CCLAN	•	•	x	•
Software for PC	•	•	•	•
Analogue modem	•	•	•	•
GSM/GPRS modem	•	•	•	•
Remote screen	•	•	x	•
Tele signal	• (8 + 4)	• (8 + 4)	x	• (8 + 4)
J1939	•	•	x	•
Features	CEM 7	CEA 7	CEC 7	CEM7 + CEC7
Alarm history	• (10) / (opc. +100)	• (10) / (opc. +100)	• (10) / (opc. +100)	• (10) / (opc. +100)
External start	•	•	•	•
Start inhibition	•	•	•	•
Mains failure start	x	•	•	•
Start under normative EJP	•	•	x	•
Pre-heating engine control	•	•	x	•
Genset contactor activation	•	•	•	•
Mains & Genset contactor activation	x	•	•	•
Fuel transfer control	•	•	x	•
Engine temperature control	•	•	x	•
Manual override	•	•	x	•
Programmable alarms	•	•	x	•
Genset start function in test mode	•	•	•	•
Programmable outputs	•	•	x	•
Multilingual	•	•	•	•
Special Functions	CEM 7	CEA 7	CEC 7	CEM7 + CEC7
GPS Positioning	•	•	x	•
Synchronisation	•	•	x	•
Mains synchronization	•	•	x	•
Second Zero elimination	•	•	x	•
RAM7	•	•	x	•
Remote screen	•	•	x	•
Programming timer	•	•	x	•



## Generator set features

### Engine

- Diesel engine
- 4-stroke cycle
- Water-cooled
- 12V electrical system
- Water separator filter (no visible level)
- Dry air filter
- Radiator with pusher fan
- HTW sender
- LOP sender
- Radiator water level sensor
- Mechanical governor
- Hot parts protection
- Moving parts protection

### Alternator

- Self-excited and self-regulated
- IP23 protection
- H class insulation

### Electrical system

- Electric control and power panel with measurements devices and control unit (according to necessity and configuration)
- 4-pole thermal magnetic circuit breaker
- Battery Switch
- Adjustable earth leakage protection (time & sensitivity) standard in M5 and AS5, with thermal magnetic protection
- Battery charger (standard on gensets with automatic control panels)
- Heating resistor (standard on sets with automatic control panels)
- Battery charger alternator with ground connection
- Starter battery/ies installed (cables and bracket included)
- Ground connection electrical installation with connection ready for ground spike (not supplied)

### Soundproofed version

- Steel chassis
- Anti-vibration shock absorbers



## Generator set features

### Soundproofed version

- Fuel tank
  - Fuel level gauge
  - External emergency stop switch
  - Bodywork made from high quality steel plate
  - High mechanical strength
  - Low noise emissions level
  - Soundproofing provided by high-density volcanic rock wool
  - Epoxy polyester powder coating
  - Full access for maintenance (water, oil and filters, no need to remove the canopy)
  - Reinforced lifting hooks for crane hoisting
  - Watertight chassis (acts as a double barrier against liquid retention)
  - Fuel tank drain plug
  - Chassis drain plug
  - Chassis ready for future mobile kit installation
  - Steel residential silencer -35db(A) attenuation.
  - Oil sump extraction kit
  - Versatility to assemble a high capacity chassis with a metallic fuel tank
  - IP Protection according to ISO 8528-13:2016
- Optional :
- 3 way valve for external fuel supply (available in 1/2" and 3/8" fittings)
  - Fuel transfer pump



# HIMOINSA

MODEL  
**HYW-200 T5**  
INDUSTRIAL RANGE  
Standard soundproofing  
Powered by YANMAR

## PDF Summary

Created : 02/03/2020 22:14

Author : Himoinsa

Number of pages : 13

Report Type: Data Sheet - Industrial range

Generated by: HIMOINSA Engineering Dept.

Page 1. Genset data

Page 2. Engine Specifications. Generator Specifications.

Page 3. Installation Data

Page 4. Dimensions

Page 5. Dimensions of Other Available Versions

Page 6. Control Panel Model

Page 7. Control Panel Model

Page 8. Controller features (I)

Page 9. Controller features (II)

Page 10. Controller features (III)

Page 11. Generator Features & Options

Page 12. Generator Features & Options

Page 13. PDF Summary

